

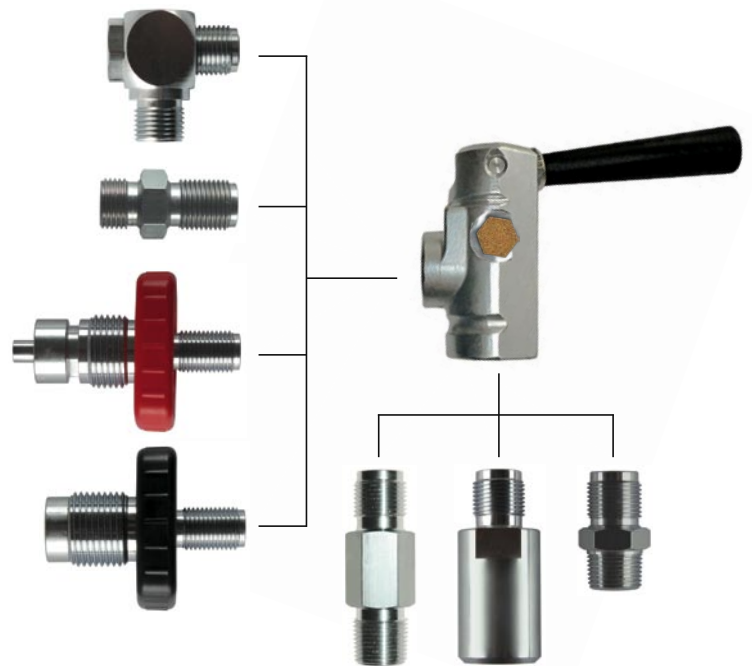
And once again another step forward:

## A NEW VALVE FROM BAUER – AND YOU CAN UPGRADE YOUR EXISTING EQUIPMENT!

Our filling valves have proved themselves in service unchanged for many years. Now, we have further developed the construction.

As a result, the valve is now equipped with a venting silencer.

AVAILABLE VARIANTS OF VALVES:



### THE ADVANTAGES OF THE NEW VALVES

- › The venting noise is reduced by more than half (16 dba)
- › Deep frequency, tuned to the human ear
- › In addition, the minimal residual noise and the excess air can be externally vented via a G1/8 connection
- › Fully backwards compatible, all-round exchangeable and many component parts separately obtainable
- › Adapted servicing kits immediately available
- › Absolutely corrosion-proof
- › Permanent lubrication
- › Suitable for continuous use



# THE PRODUCT LINE

## > FILLING VALVES

Lever filling valve with elbow outlet




**Out:** For UNIMAM filling hose with swiveling elbow outlet M16x1.5

**In:** G3/8 external

**Pressure range:** PN200/300

**Spare part no.** 86327  
(old no. 074175)

Lever filling valve with elbow outlet



**Out:** For UNIMAM filling hose with swiveling elbow outlet M16x1.5

**In:** G1/4 internal

**Pressure range:** PN 200/300

**Spare part no.** 86102  
(old no. 072832)

Lever filling valve with hand wheel



**Out:** Direct filling connection with hand wheel G5/8

**In:** G1/4 internal

**Pressure range:** PN 300

**Spare part no.** 85878  
(old no. 010918)

Lever filling valve with hand wheel



**Out:** Direct filling connection with hand wheel G5/8

**In:** G1/4 internal

**Pressure range:** PN 200

**Spare part no.** 85877  
(old no. 06818)

Lever filling valve (front panel mounting; MV, KAP/V5)




**Out:** UNIMAM filling hose M16x1.5

**In:** R3/8 conical

**Pressure range:** PN200/300

**Spare part no.** 85032  
(old no. 075353)

Nitrox lever filling valve with elbow outlet



**Out:** For UNIMAM filling hose with swiveling elbow outlet M16x1.5

**In:** G1/4 internal

**Pressure range:** PN 200/300

**Spare part no.** 85622  
(old no. -)

Lever filling valve



**Out:** For UNIMAM filling hose M16x1.5

**In:** G1/4 internal

**Pressure range:** PN 200/300

**Spare part no.** 86242  
for UNIMAM hose

or

**Spare part no.** 86217  
for old hose, 60° cone  
(old no. 011826)

Replacement body



**Out:** For all lever filling valves M16x1.5

**In:** G3/8 internal

**Pressure range:** PN 200/300

**Spare part no.** 86100  
(old no. -)

## CONNECTION VARIANTS

### Swiveling elbow connection



**Out:** M16x1.5  
**In:** M16x1.5  
**Pressure range:** PN200/300  
**Use:** For lever filling valve 86327, 86102 or 85622

**Spare part no.** 072539  
**Spare part no. for CFRP bottles** 72539-S01

### Double nipple



**Out:** M16x1.5  
**In:** M16x1.5  
**Pressure range:** PN200/300  
**Use:** For lever filling valve 85032 or 86242/86217

**Spare part no.** 076421  
**Spare part no. for CFRP bottles** 85971

### Cylinder connection



**Out:** G5/8 external  
**In:** M16x1.5  
**Pressure range:** PN 300  
**Use:** For lever filling valve 85878

**Spare part no.**  
 077441 (filling connector)  
 11355 (handwheel)  
 64279 (nut)

### Cylinder connection



**Out:** G5/8 external  
**In:** M16x1.5  
**Pressure range:** PN 200  
**Use:** For lever filling valve 85877

**Spare part no.**  
 077445 (filling connector)  
 10859 (handwheel)  
 64279 (nut)

### Double nipple



**Out:** G3/8 external  
**In:** G3/8 external  
**Pressure range:** PN200/300  
**Use:** For lever filling valve 86327

**Spare part no.** 11321

### Screw-in element



**Out:** G3/8 external  
**In:** G1/4 internal  
**Pressure range:** PN200/300  
**Use:** For lever filling valve 86102, 85878, 85877 or 86242/86217

**Spare part no.** 11347

### Double nipple



**Out:** G3/8 external  
**In:** R3/8 conical  
**Pressure range:** PN200/300  
**Use:** For lever filling valve 85032

**Spare part no.** 75311

### Servicing kit for all filling cocks



**Spare part no.** N29617

## › CONTACT FORM

### › PLEASE INFORM US ABOUT THE FOLLOWING SERVICES

---

---

---

### › PERSON TO CONTACT

Mr/Mrs/Ms: \_\_\_\_\_

Phone: \_\_\_\_\_

Fax: \_\_\_\_\_

### › YOUR ADDRESS

Company: \_\_\_\_\_

Street: \_\_\_\_\_

Zip Code, Town: \_\_\_\_\_

Please send the completed form by mail or fax to the a.m. agent. Our Service-Team will answer your request and will contact you as soon as possible.

BAUER KOMPRESSOREN GmbH Systemwerk, D-81452 München, Postfach 71 02 60,  
Tel. +49-89-7 80 49-0, Fax +49-89-7 80 49-167, [info@bauer-kompressoren.de](mailto:info@bauer-kompressoren.de)

[www.bauer-kompressoren.de](http://www.bauer-kompressoren.de)

